

Mario

Sofa Range



Gerald Shotton
FURNISHINGS

Construction

Frames

Solid hardwood rails with plywood and high density particleboard panels, glued and stapled.

Seat & Back suspension

Sinuous spring

Seat cushions

D/33 + Pocket Spring

Back cushions

Fibre filled

Armpads, Seat & Back Cushions

Attached

Remarks

The natural leathers used to upholster the Mario have unique characteristics including scars, grain variations and other markings.


It is normal for leather to show signs of stretching and creasing and for interiors to lose density from use.

Furniture is designed for a maximum user weight of 120kg.


Dimensions and specifications may change without prior notice.

All dimensions are approximate, please allow a tolerance of +/- 25mm (1 ins).


Individual pieces in the collection




3 Seater Sofa
W224 x H97 x D97 cm
W88 x H38 x D38 ins



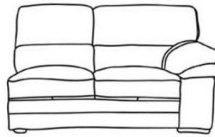
2 Seater Sofa
W173 x H97 x D97 cm
W68 x H38 x D38 ins



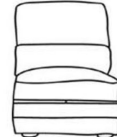
Chair
W112 x H97 x D97 cm
W44 x H38 x D38 ins



2ETLS
W160 x H95 x D99 cm
W63 x H38 x D39 ins



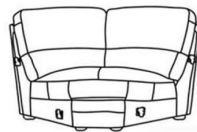
2ETRS
W160 x H95 x D99 cm
W63 x H38 x D39 ins



1MS
W67 x H95 x D99 cm
W27 x H38 x D39 ins



1ETLS
W97 x H95 x D99 cm
W38 x H38 x D39 ins



2MC
W117 x H95 x D99 cm
W46 x H38 x D39 ins



1ETRS
W97 x H95 x D99 cm
W38 x H38 x D39 ins



CCHL
W94 x H95 x D152 cm
W37 x H38 x D60 ins



1ECR
W133 x H95 x D99 cm
W53 x H38 x D39 ins

All dimensions are approximate

Gerald Shotton

F U R N I S H I N G S

211-221 York Road, Hartlepool TS26 9EE

Tel: 01429 268746

www.geraldshottonfurnishings.co.uk

Opening times:

Monday - Saturday 9am - 5:30pm

Sunday 11am - 4pm

Free car parking & wheelchair access at rear of store in customer car park

Interest free credit available, ask in store for details.