

Capri

Sofa Range



Gerald Shotton
FURNISHINGS

Construction

Frames

Solid hardwood rails with plywood and high density particleboard panels, glued and stapled.

Seat & Back suspension

Sinuous spring

Seat cushions

D/33 + Pocket Spring + Dacron

Seat Depth

53 cm (21 ins)

Back cushions

Fibre filled

Armpads, Seat & Back Cushions

Attached

Options

Sofas available as fixed or reclining

Remarks

The natural leathers used to upholster have unique characteristics including scars, grain variations and other markings.

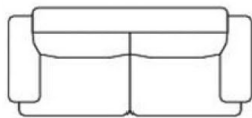
It is normal for leather to show signs of stretching and creasing and for interiors to lose density from use.

Furniture is designed for a maximum user weight of 120kg.

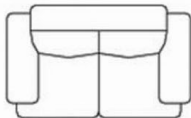
Dimensions and specifications may change without prior notice.

All dimensions are approximate, please allow a tolerance of +/- 25mm (1 ins).

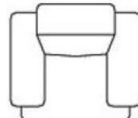
Individual pieces in the collection



2.5 Seater Sofa
W201 x H104 x D97 cm
W79 x H41 x D38 ins



2 Seater Sofa
W160 x H104 x D97 cm
W63 x H41 x D38 ins



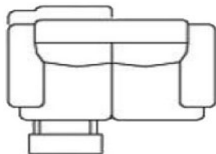
Chair
W102 x H104 x D97 cm
W40 x H41 x D38 ins



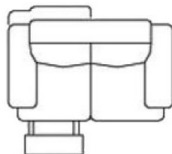
Stool
W74 x H46 x D58 cm
W29 x H18 x D23 ins



Storage Stool
W61 x H43 x D61 cm
W24 x H17 x D24 ins



2.5 Seater Recliner
W201 x H104 x D97 cm
W79 x H41 x D38 ins



2 Seater Recliner
W160 x H104 x D97 cm
W63 x H41 x D38 ins



Recliner
W102 x H104 x D97 cm
W40 x H41 x D38 ins

All dimensions are approximate

Gerald Shotton

F U R N I S H I N G S

211-221 York Road, Hartlepool TS26 9EE

Tel: 01429 268746

www.geraldshottonfurnishings.co.uk

Opening times:

Monday - Saturday 9am - 5:30pm

Sunday 11am - 4pm

Free car parking & wheelchair access at rear of store in customer car park

Interest free credit available, ask in store for details.