

# Celeste

## Sofa Range



**Gerald Shotton**  
FURNISHINGS

## **Construction**

### **Frames**

Solid hardwood rails with plywood and high density particleboard panels, glued and stapled.

### **Seat suspension**

Sinuous spring

### **Back suspension**

Webbing

### **Seat cushion**

Foam + Dacron

### **Back cushion**

Fibre filled

### **Armpads, Seat & Back Cushions**

Attached

### **Feet**

Plastic

### **Remarks**

The natural leathers used to upholster have unique characteristics including scars, grain variations and other markings.

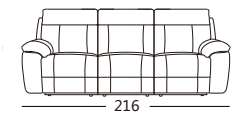
It is normal for leather to show signs of stretching and creasing and for interiors to lose density from use.

Furniture is designed for a maximum user weight of 120kg.

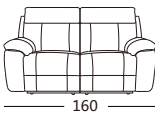
Dimensions and specifications may change without prior notice.

All dimensions are approximate, please allow a tolerance of +/- 25mm (1 ins).


Individual pieces in the collection



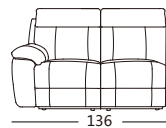
3 Seater Manual Recliner  
W216 x H99 x D99 cm



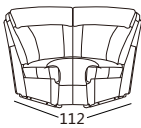
2 Seater Manual Recliner  
W160 x H99 x D99 cm



Manual Recliner  
W102 x H99 x D99 cm



2ETLRM  
W136 x H99 x D99 cm



2MCR  
W112 x H99 x D99 cm



1MSR  
W56x H99 x D99 cm



1ETRRM  
W80 x H99 x D99 cm

*All dimensions are approximate*

---

# Gerald Shotton

F U R N I S H I N G S

211-221 York Road, Hartlepool TS26 9EE

Tel: 01429 268746

[www.geraldshottonfurnishings.co.uk](http://www.geraldshottonfurnishings.co.uk)

Opening times:

Monday - Saturday 9am - 5:30pm

Sunday 11am - 4pm

Free car parking & wheelchair access at rear of store in customer car park

Interest free credit available, ask in store for details.