

Sebastian

Sofa Range



Gerald Shotton
FURNISHINGS

Available in a wide selection of fabrics, colours and designs.
Choices of sofa size
Complete modular range

Construction

Frame

Combination of hardwood and composite materials

Seat suspension

Serpentine spring system

Back suspension

Elasticated webbing

Seat cushion

Classic Seat Comfort - High density foam

Supasoft Seat Comfort - High density foam core with a fibre duvet wrap

Back cushion

Classic Back Comfort - High density fibre

Premium Back Comfort - Feather and fibre mix

Wooden Feet

Available in light oak, beech, dark brown and black

Remarks

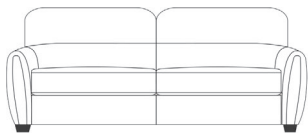
The natural leathers used to upholster have unique characteristics including scars, grain variations and other markings.

It is normal for leather to show signs of stretching and creasing and for interiors to lose density from use.

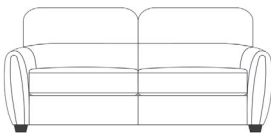
Dimensions and specifications may change without prior notice.

All dimensions are approximate, please allow a tolerance of +/- 25mm (1 ins).

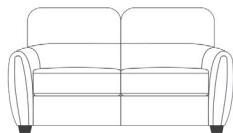
Individual pieces in the collection



Large Sofa
W215 x H90 x D95 cm



Standard Sofa
W194 x H90 x D95 cm



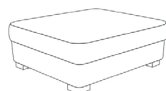
Small Sofa
W164 x H90 x D95 cm



Cuddler Chair
W114 x H90 x D95 cm



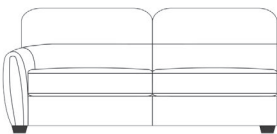
Standard Chair
W99 x H90 x D95 cm



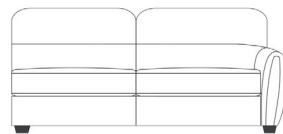
Large Storage Stool
W95 x D75 cm



Small Storage Stool
W80 x D65 cm



198PL/R
W198 x H90 x D95 cm



177PL/R
W177 x H90 x D95 cm



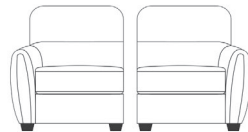
147PL/R
W147 x H90 x D95 cm



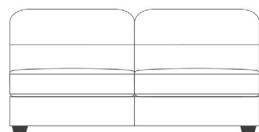
120PL/R
W120 x H90 x D95 cm



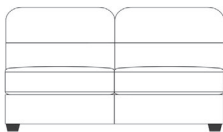
97PL/R
W97 x H90 x D95 cm



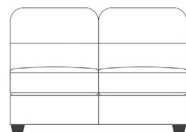
82PL/R
W82 x H90 x D95 cm



181AL
W181 x H90 x D95 cm



160AL
W160 x H90 x D95 cm




130AL
W130 x H90 x D95 cm



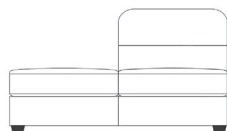
103AL
W103 x H90 x D95 cm



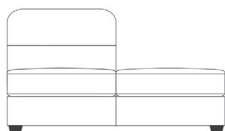
80AL
W80 x H90 x D95 cm



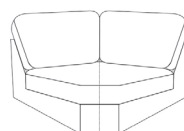
65AL
W65 x H90 x D95 cm



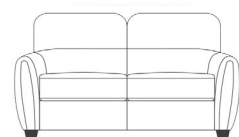
160AFL/R
W160 x H90 x D95 cm



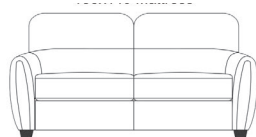
Corner C1
H93 x D93 cm



Corner C2
H96 x D96 cm



Small Sofabed
W164 x H90 x D103 cm
185 x 120 Mattress



Large Sofabed
W184 x H90 x D103 cm
185 x 140 Mattress



225

All dimensions are approximate

Gerald Shotton

F U R N I S H I N G S

211-221 York Road, Hartlepool TS26 9EE

Tel: 01429 268746

www.geraldshottonfurnishings.co.uk

Opening times:

Monday - Saturday 9am - 5:30pm

Sunday 11am - 4pm

Free car parking & wheelchair access at rear of store in customer car park

Interest free credit available, ask in store for details.

